

2022 Value of Water Index

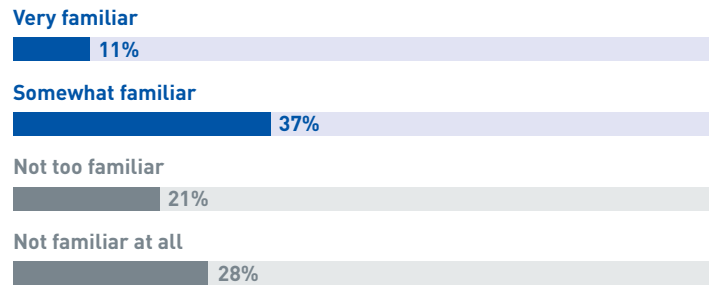

On an annual basis, the Value of Water Campaign polls American voters to better understand their opinions about the state of our nation's water infrastructure and what they view as priorities for action and potential solutions.

The Value of Water Campaign is pleased to share the results of our seventh annual national poll of over 1,000 American voters, conducted by the bipartisan research team of Fairbank, Maslin, Maullin, Metz, and Associates (D) and New Bridge Strategy (R).

The poll was conducted between March 27 and April 7, 2022. While in previous years, we wanted to gauge the public's support for investing in infrastructure and water infrastructure specifically, this year we were able to probe for insights into how American's felt about the recently passed federal Bipartisan Infrastructure Legislation among other water issues.

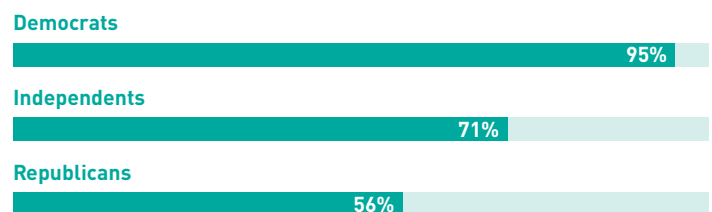
Only half the country is familiar with the federal infrastructure bill that passed last year.

When asked if they were familiar with the new federal infrastructure bill, only about half of respondents said they were very familiar or somewhat familiar with the \$550 billion legislation. While there are several competing issues vying for voters' attention, the lack of awareness signifies an important opportunity to inform voters on the infrastructure bill.



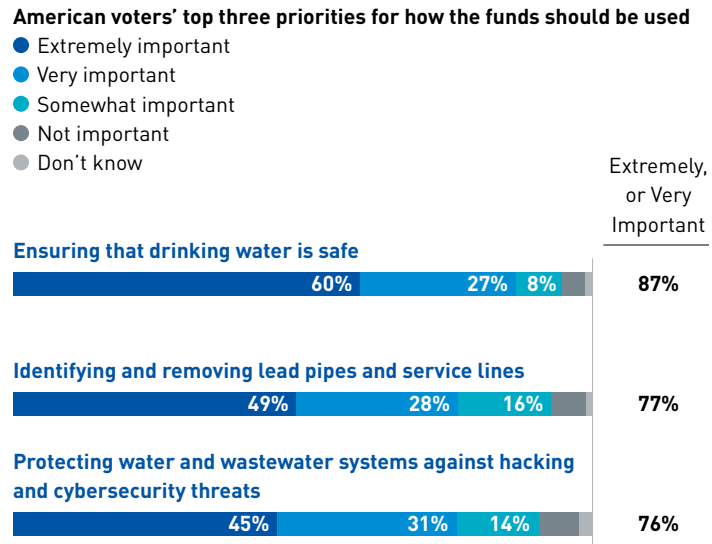
But when they hear what is in the bill, 3 of 4 voters approve of the water infrastructure investments.

Once respondents were given facts about the water investments in the infrastructure legislation, support was very high. Crucially, support cuts across all ages, genders, and races, and even political party: 95% of Democrats, 71% of Independents, and 56% of Republicans approve of these investments. Given the divided electorate, this is a rare area of bipartisan support.



Voters expressed clear preferences on outcomes they want to see from investing in water infrastructure.

When given a choice of how the money from the federal infrastructure legislation could be used in their community, voters had three top priorities: Ensuring drinking water is safe; identifying and removing lead service lines; protecting water and wastewater systems against hacking and cyber security threats. Those preferences ranked above other choices including waterfront cleanups, reducing water services disruptions due to severe weather, and improving the taste of drinking water.

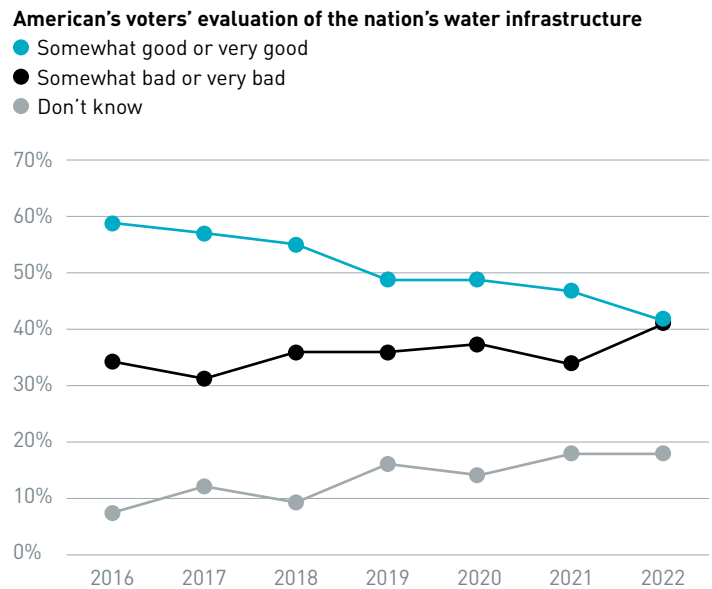


Americans are growing more uncertain about the nation's water infrastructure.

Over the last seven years, fewer Americans have rated the national water infrastructure as good, while the number of Americans who are uncertain about the state of water infrastructure has grown.

This shows a growing recognition that our water infrastructure is in need of repair, replacement, and rehabilitation.

Voters are now evenly split with 41% of respondents believing the nation's water infrastructure is in good condition, and 41% believing it is in bad condition. Since 2016, our polling shows an 18% drop in perception that the nation's water infrastructure is in good condition.



About the Value of Water Campaign

The Value of Water Campaign educates and inspires the nation about how water is essential, invaluable, and in need of investment. Spearheaded by top leaders in the water industry, and coordinated by the US Water Alliance, the Value of Water Campaign is building public and political will for investment in America's water and wastewater infrastructure through best-in-class communications tools, high-impact events, media activities, and robust research and publications. More at thevalueofwater.org.